

To: Members of the American Economic Association

From: AEA ad hoc Committee on the Job Market: John Cawley (chair), Matt Gentzkow, Brooke Helppie-McFall, Peter Rousseau, and Wendy Stock

Date: May 10, 2021

Re: JOE job openings by sector, 2021 versus 2020 and 2019

This memo reports the cumulative number of job openings on Job Openings for Economists (JOE), by sector and week, compared to the same week in recent years.

Some clarifications on the data and graphs in this memo:

- Week of the year is defined according to the International Organization for Standardization (ISO), so the exact days contained in a given numbered week differ slightly across years. For example, week 1 in 2021 ran from January 4, 2021 to January 10, 2021, whereas week 1 in 2020 ran from December 30, 2019 to January 5, 2020. This minor difference in the specific days included in each numbered week should not generate meaningful differences a few months into the calendar year.
- The data cover ISO weeks 1 through 17, which in 2021 ended May 2, 2021.
- The counts that are graphed are the number of job *openings*. To clarify, it is not the number of job listings; a listing may include multiple openings.
- For all years, if the employer contacts JOE to say that the search is cancelled, those openings are removed from the count. They are kept in the count if the employer states that the position has been filled. Note that employers may not always contact JOE after a search has been cancelled.
- On each graph, the year-to-date cumulative number of job openings is listed for 2021, 2020 and 2019. (For the sake of clarity it is not listed for 2018 or 2017.)

The graphs are shown below, overall and by sector. Figure 1 (on p. 3) shows the total number of job openings in 2021, compared to recent years. As of the end of week 17, there have been 495 jobs listed on JOE since the beginning of 2020, which is 35.99% higher than in 2020 and 1.43% higher than in 2019.

Subsequent graphs compare the number of job openings separately by sector. Figure 2 shows that 74 full-time academic positions in the U.S. that have been listed on JOE so far in 2021; this is 27.59% higher than in 2020, and 12.12% higher than in 2019 - see p. 4.

Figure 4 shows that 100 full-time academic job openings in institutions outside the U.S. have been listed on JOE so far in 2021; that is 132.56% higher than in 2020 and 29.87% higher than in 2019 - see p. 6.

Figure 6 shows that 125 full-time non-academic positions have been listed on JOE so far in 2021; that is 32.98% higher than in 2020 but 16.11% lower than in 2019 - see p. 8.

These increases in the number of full-time positions did not necessarily come at the expense of short-term positions. The number of visiting, temporary, part-time, or adjunct positions in the U.S. is up 42.72% from 2020 and is up 15.75% from 2019 (see Figure 3), and the number of such positions in institutions outside the U.S. is up 80% from 2020 but is down 18.18% from

2019 (see Figure 5). However, the number of temporary or part-time positions outside of academia is down 71.74% from 2020 and is down 48.0% from 2019; see Figure 7.

On the whole, these numbers suggest a major rebound in the demand for Ph.D. economists, particularly with respect to full-time positions. Our committee notes, however, that the largest number of listings occur in October and November, so only in those months will we know for sure the extent to which the job market for Ph.D. economists is rebounding.

Figure 1: Number of Job Openings on JOE, All Types

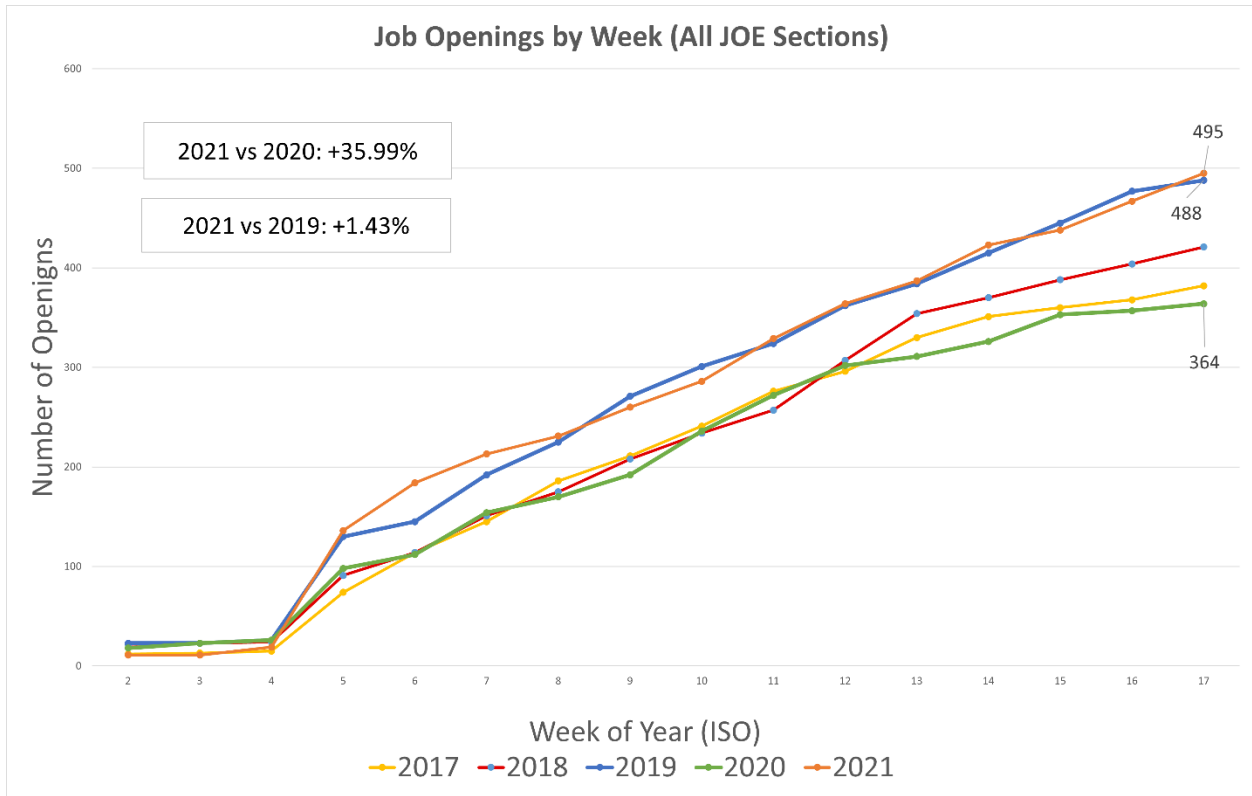


Figure 2: Number of Job Openings on JOE, Full-Time Academic Jobs in the U.S. Only

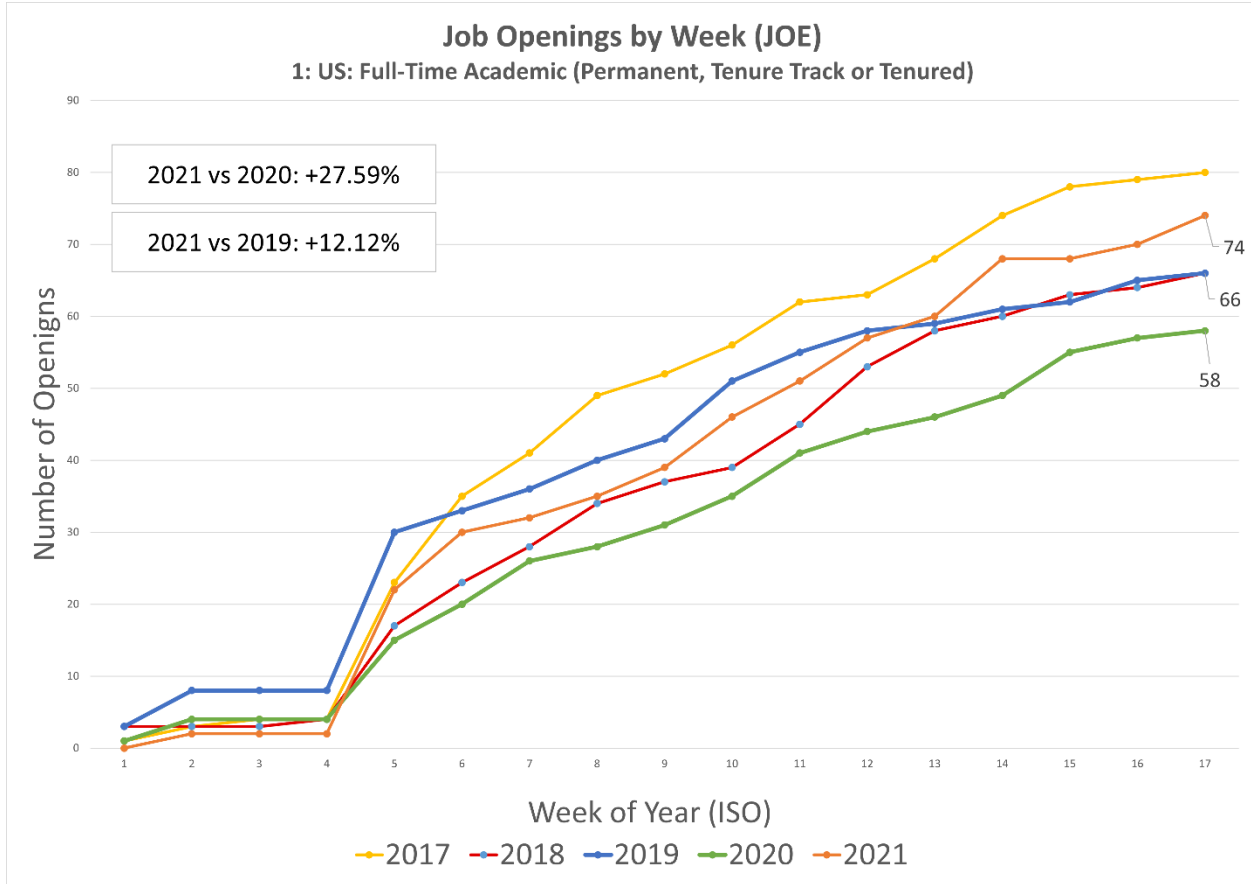
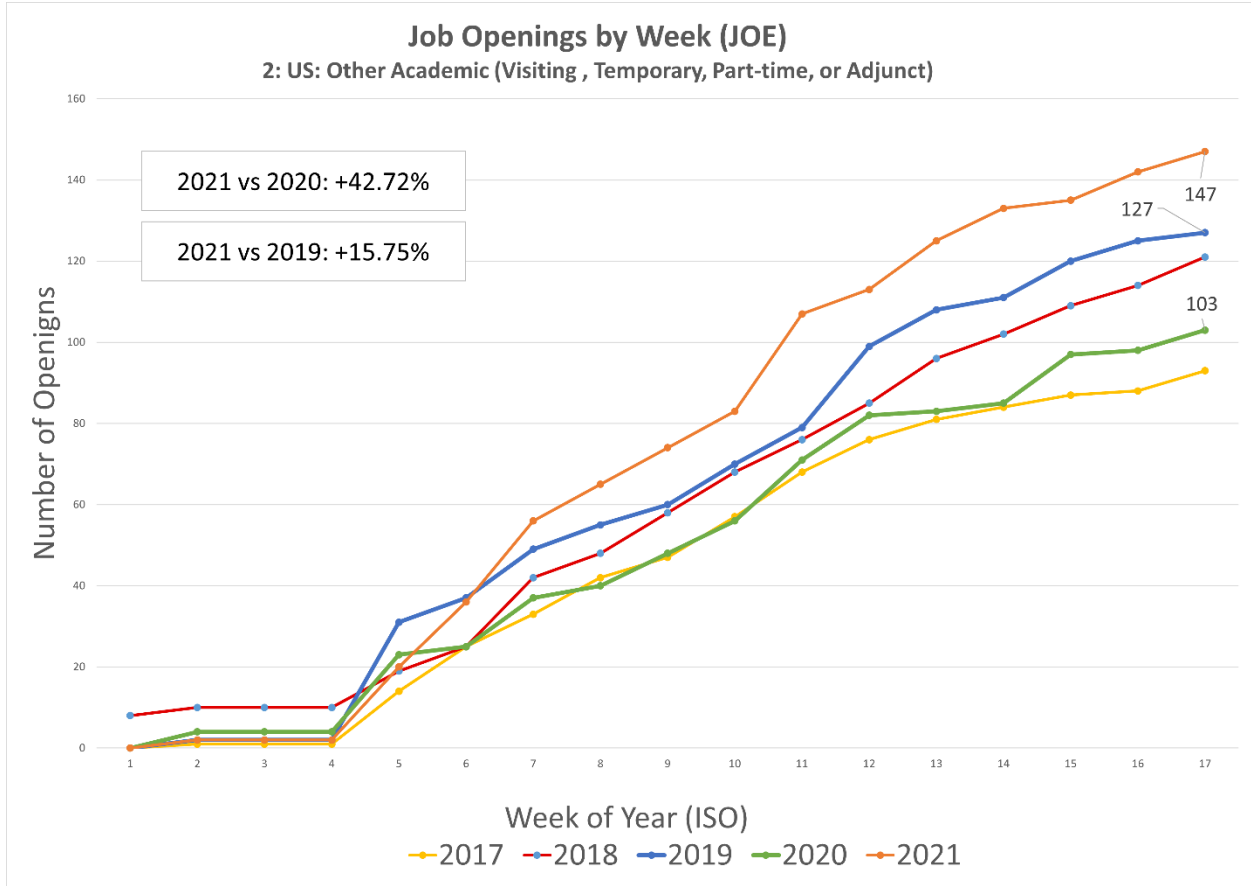


Figure 3: Number of Job Openings on JOE, Other Academic Jobs in the U.S. Only



Note: “Other” academic jobs includes visiting, temporary, part-time, or adjunct positions; that is, everything other than full-time positions.

Figure 4: Number of Job Openings on JOE, Full-Time Academic Jobs Outside the U.S. Only

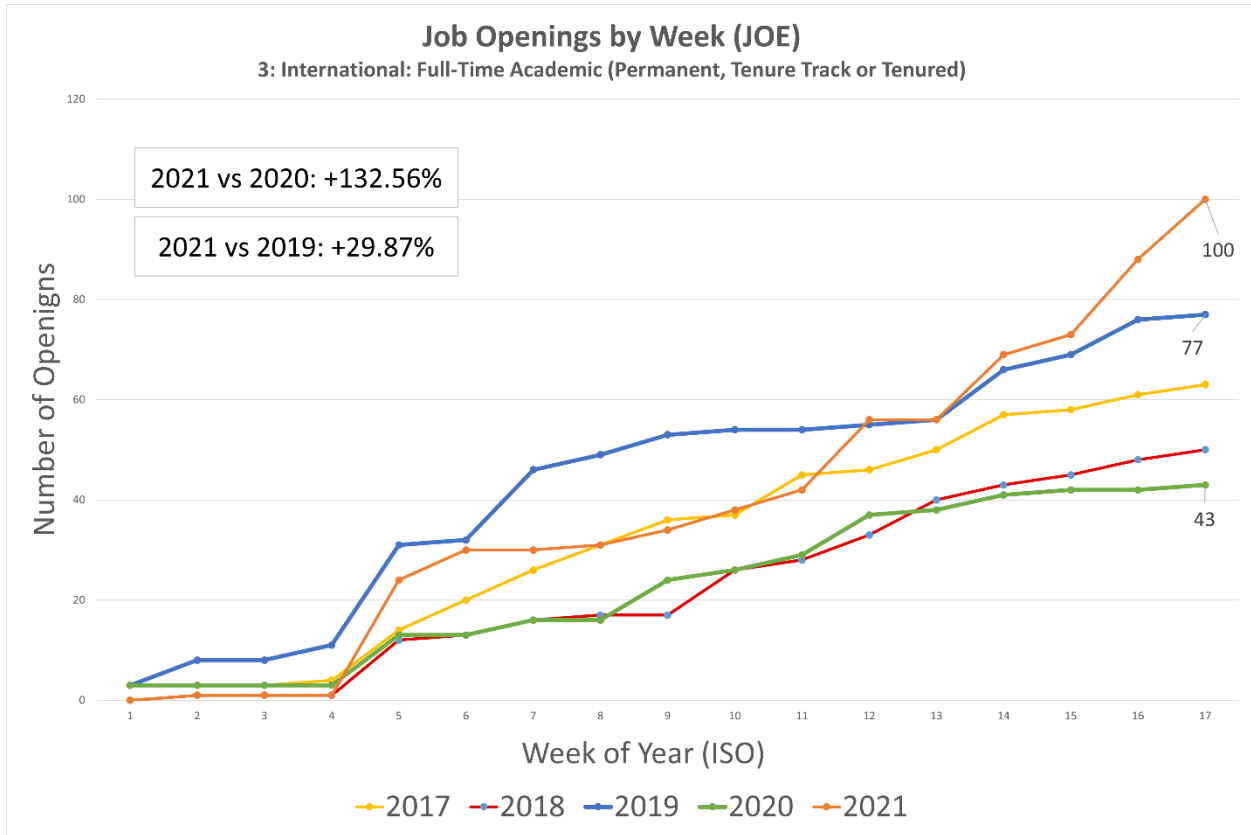
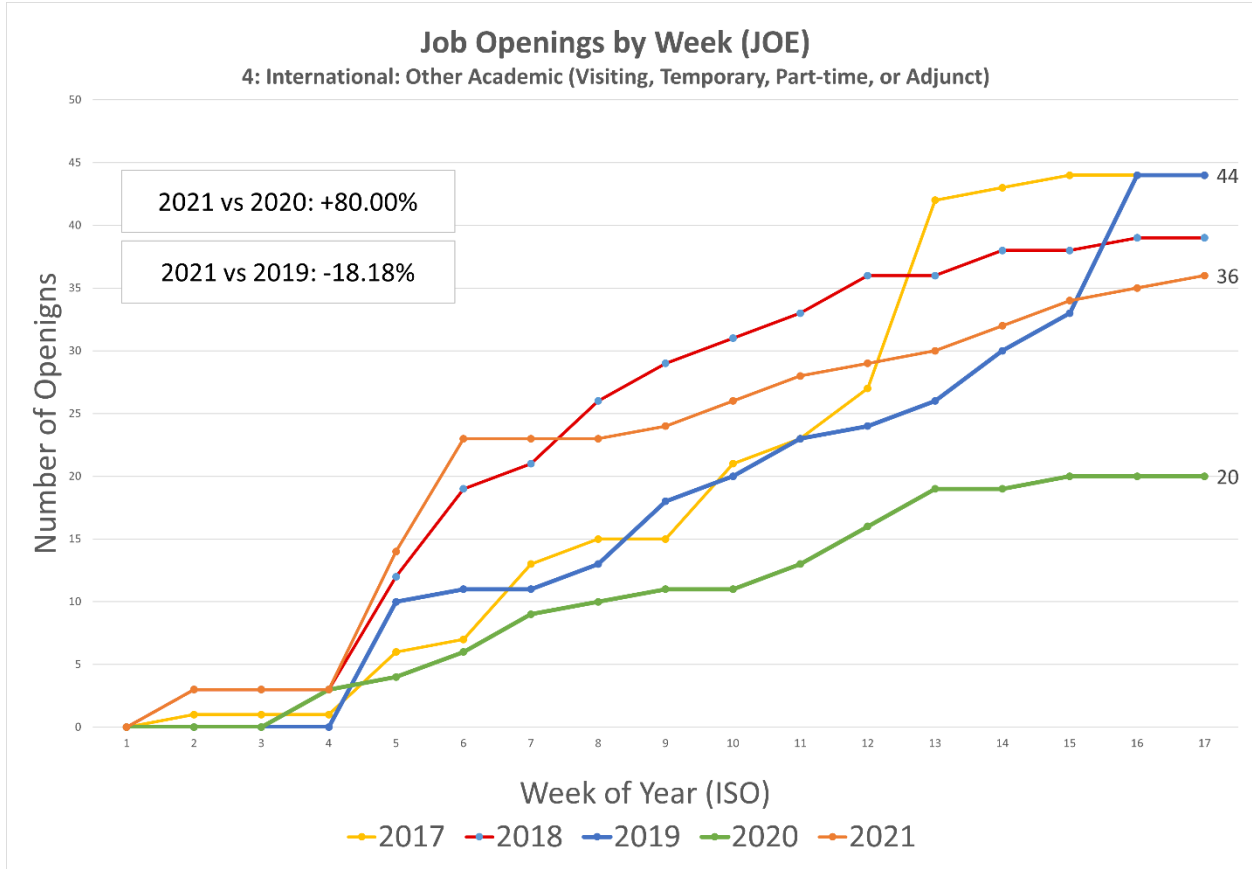


Figure 5: Number of Job Openings on JOE, Other Academic Jobs Outside the U.S. Only



Note: “Other” academic jobs includes visiting, temporary, part-time, or adjunct positions; that is, everything other than full-time positions.

Figure 6: Number of Job Openings on JOE, Full-Time Non-Academic Jobs Only

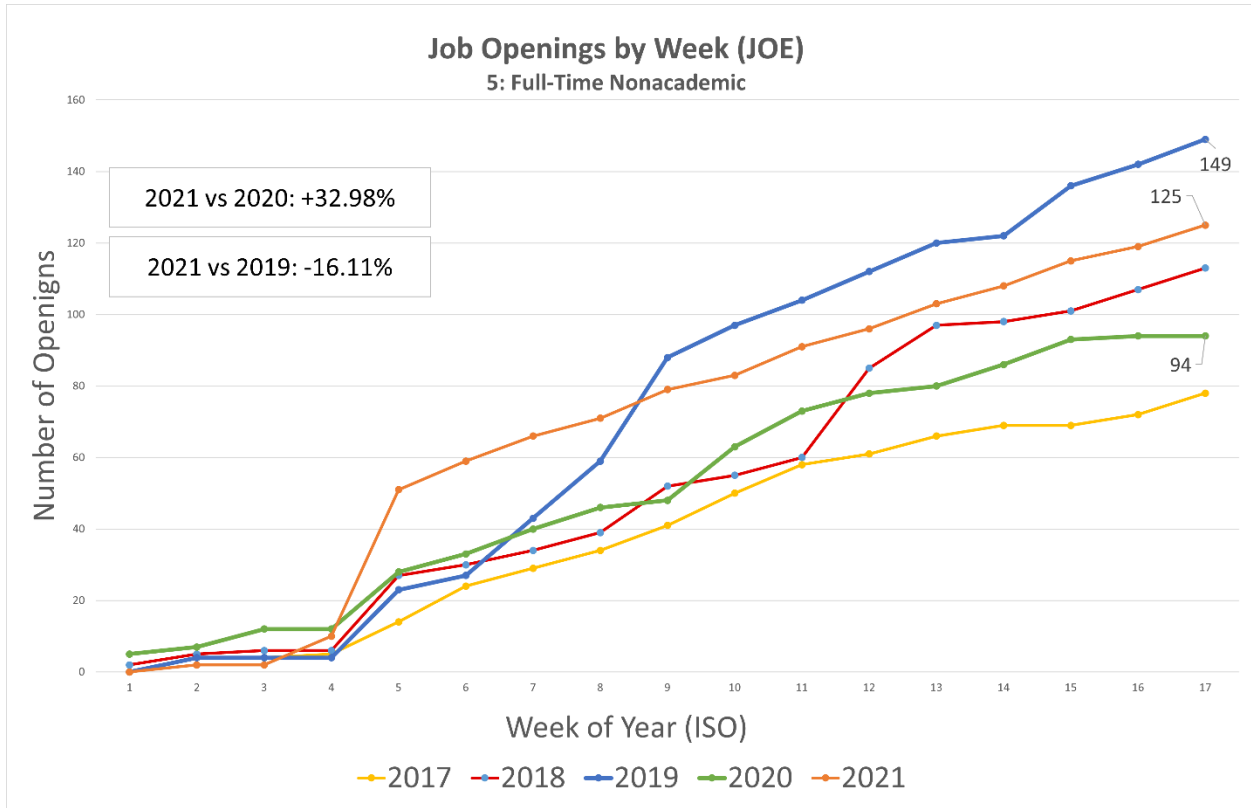
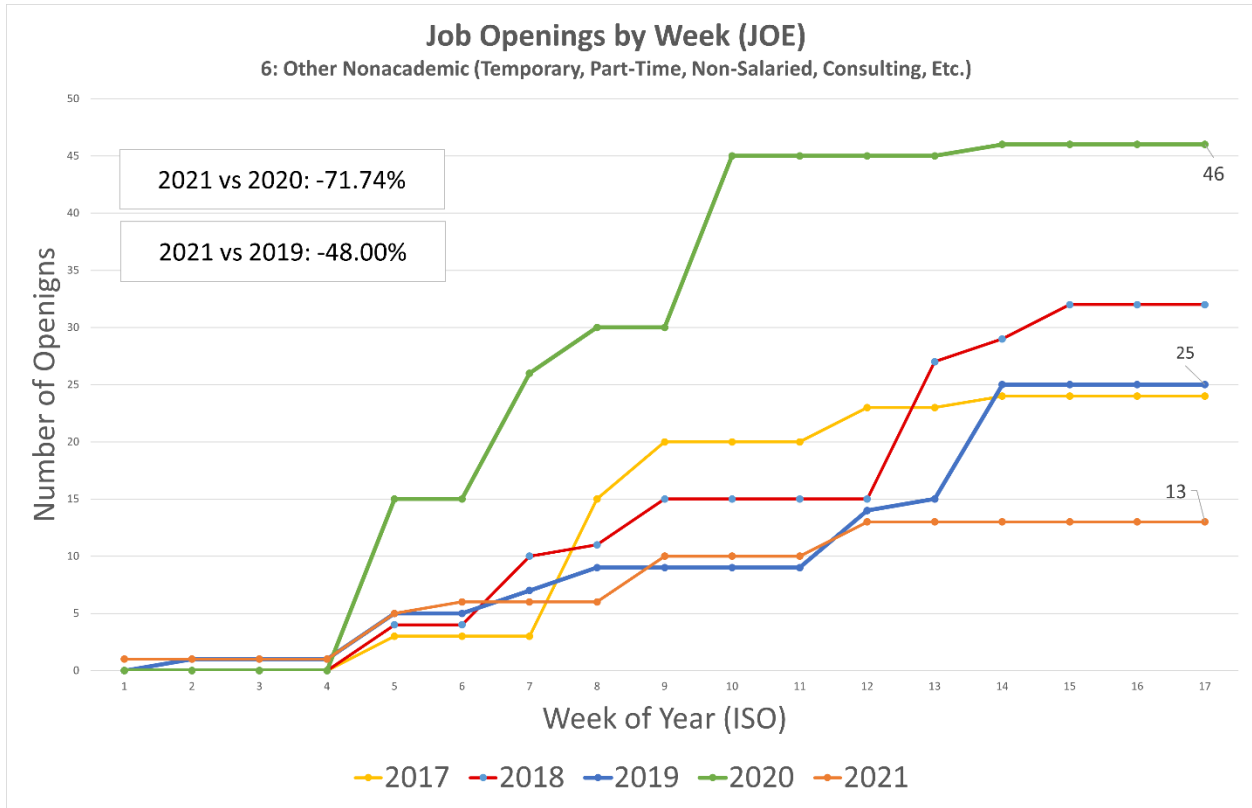


Figure 7: Number of Job Openings on JOE, Other Non-Academic Jobs Only



Note: “Other” non-academic jobs includes temporary, part-time, non-salaried, or consulting positions; that is, everything other than full-time positions.